



HOW TO WATCH TEMPLE RODEF SHALOM ON AMAZON FIRE DEVICES

You can watch any live stream or archived stream on your Amazon Fire Streaming Device. This allows you to watch it on the big screen in high resolution!

Summary:

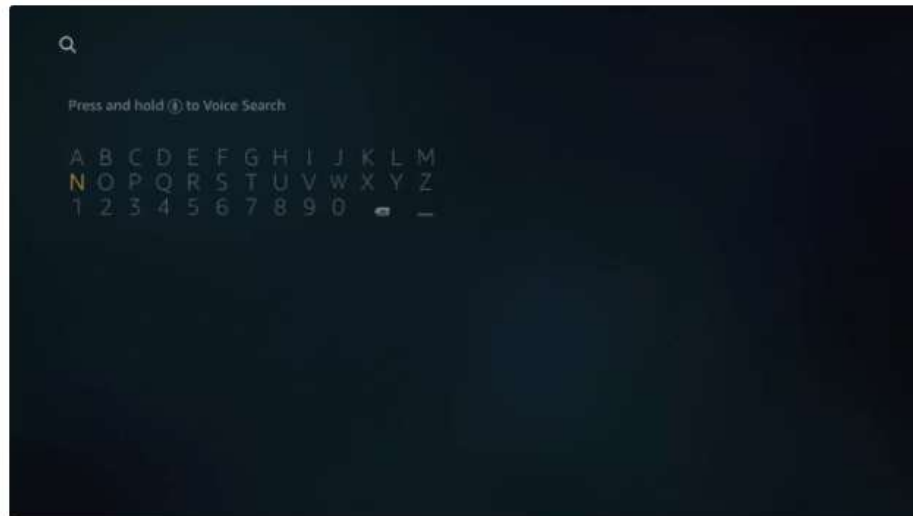
- 1) Download the **BOXCAST** app to your Device.
- 2) Search for **TEMPLE RODEF SHALOM** in the Boxcast app.
- 3) Save TRS to the **FAVORITES** list in Boxcast.
- 4) Tune in at the appropriate time to watch any live stream, or tune in anytime to watch a previously recorded stream.

Detailed Instructions:

- 1) Navigate to the home screen of your Fire TV device.

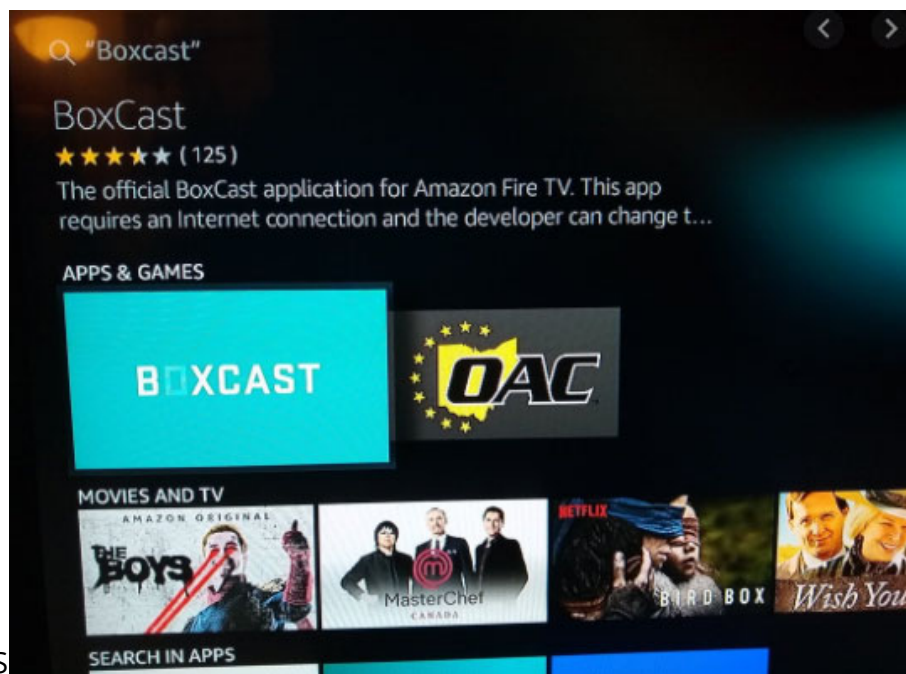


- 2) Press left on the directional pad to enter the search section.

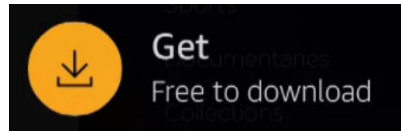


Tip: The search section is represented by a magnifying glass. If you have a Fire TV remote with a built-in microphone, you can also perform searches by pressing the microphone button on the remote.

- 3) Use the directional pad to type **BoxCast**.
- 4) **Boxcast** looks like this below. Press the button in the center of the directional keypad to select it.



- 5) Select the app to download and then launch it.



- 6) The first time you launch the app search for **'Temple Rodef Shalom'** and Launch the TRS stream.
- 7) We recommend that you choose 'Add to Favorites' so that you don't have to search for the TRS channel every time you launch **BoxCast**.
- 8) Select the desired stream (e.g., 'LIVE' or one of the previously recorded streams).



- 9) Enjoy TRS Live!

